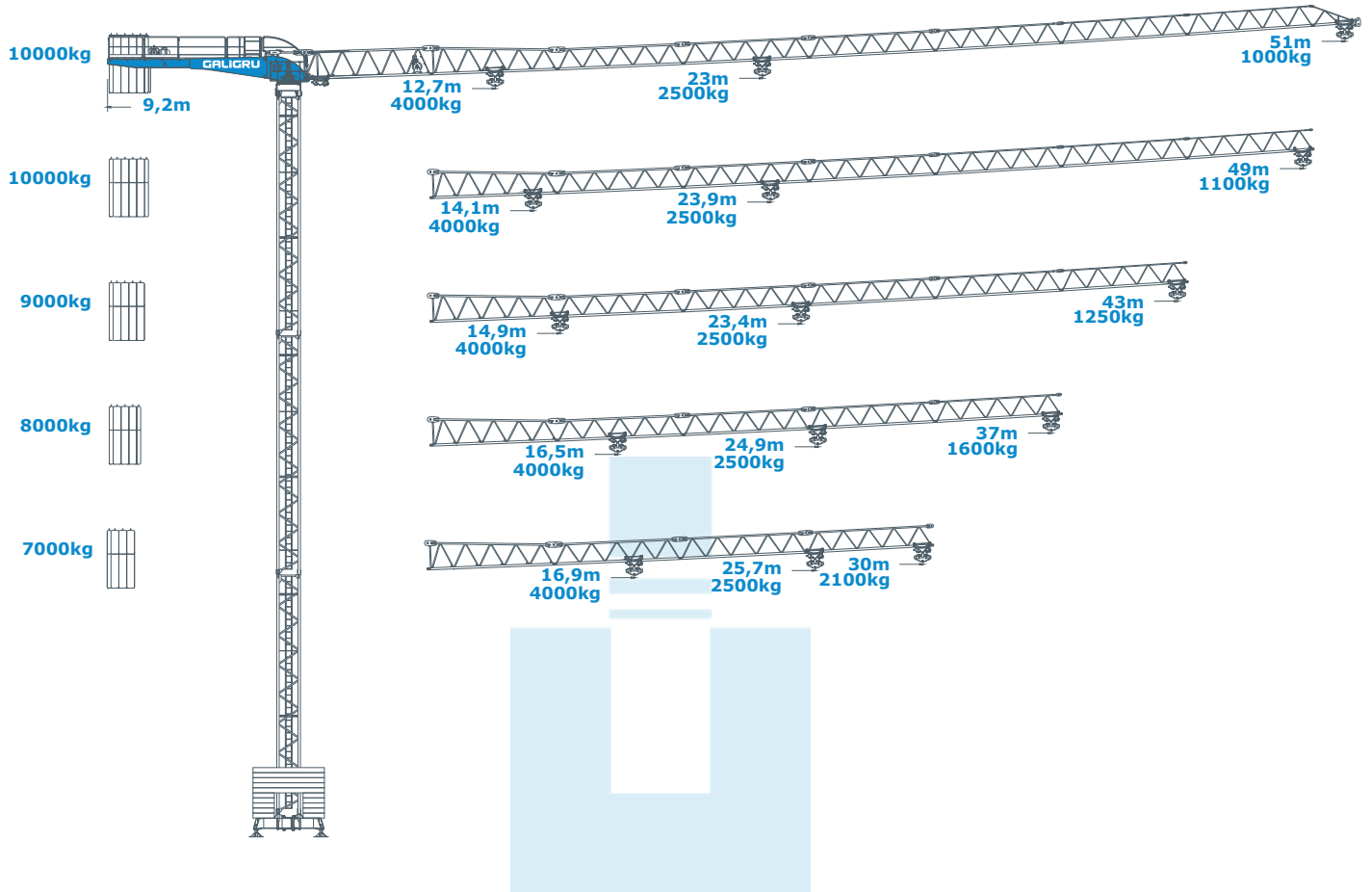

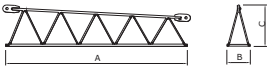
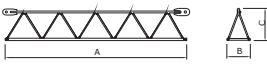
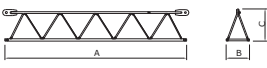
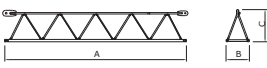
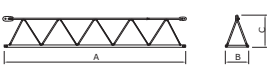
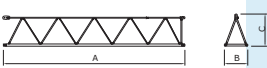
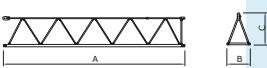

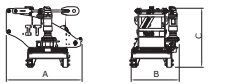
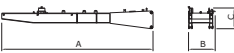







GT5110



				kW	hp	
	1f	m/min.	0 - 48	0 - 24	9	12
	1fd	ton.	2.0	4.0		
	2f	m/min.	0 - 58	0 - 29	11	15
	2fd	ton.	2.5	4.0		
	3f	m/min.	0 - 68	0 - 34	13	18
	3fd	ton.	2.5	4.0		
	4f	m/min.	0 - 78	0 - 39	19	26
	4fd	ton.	2.5	4.0		
	m/min.	0 - 58		3	4	
	rpm	0 - 0,91		4,8	6,5	

CEI 38	IEC 38	kVA	
400V (+6% -10%) 50Hz	1f - 21 kVA 2f - 24 kVA	3f - 26 kVA 4f - 34 kVA	2000 / 14 / CE

GT5110	A(mm)	B(mm)	C(mm)	Peso(kg)
E1 	6421	1000	1517	1170
E2 	6420	1000	1495	677
E3 	6396	1000	1077	675
E4 	6366	1000	1075	475
E5 	6336	1000	1054	394
E6 	6281	1000	1032	333
E7 	6234	1000	1015	293
E8 	6230	1000	1017	267
E9 	2136	1000	1017	96
	2220	1410	2212	2776
	8050	1092	898	4126
	800	380	2800	2000
	800	190	2800	1000
	11855	1150	1150	1726
	6055	1150	1150	954
	3235	1150	1150	592