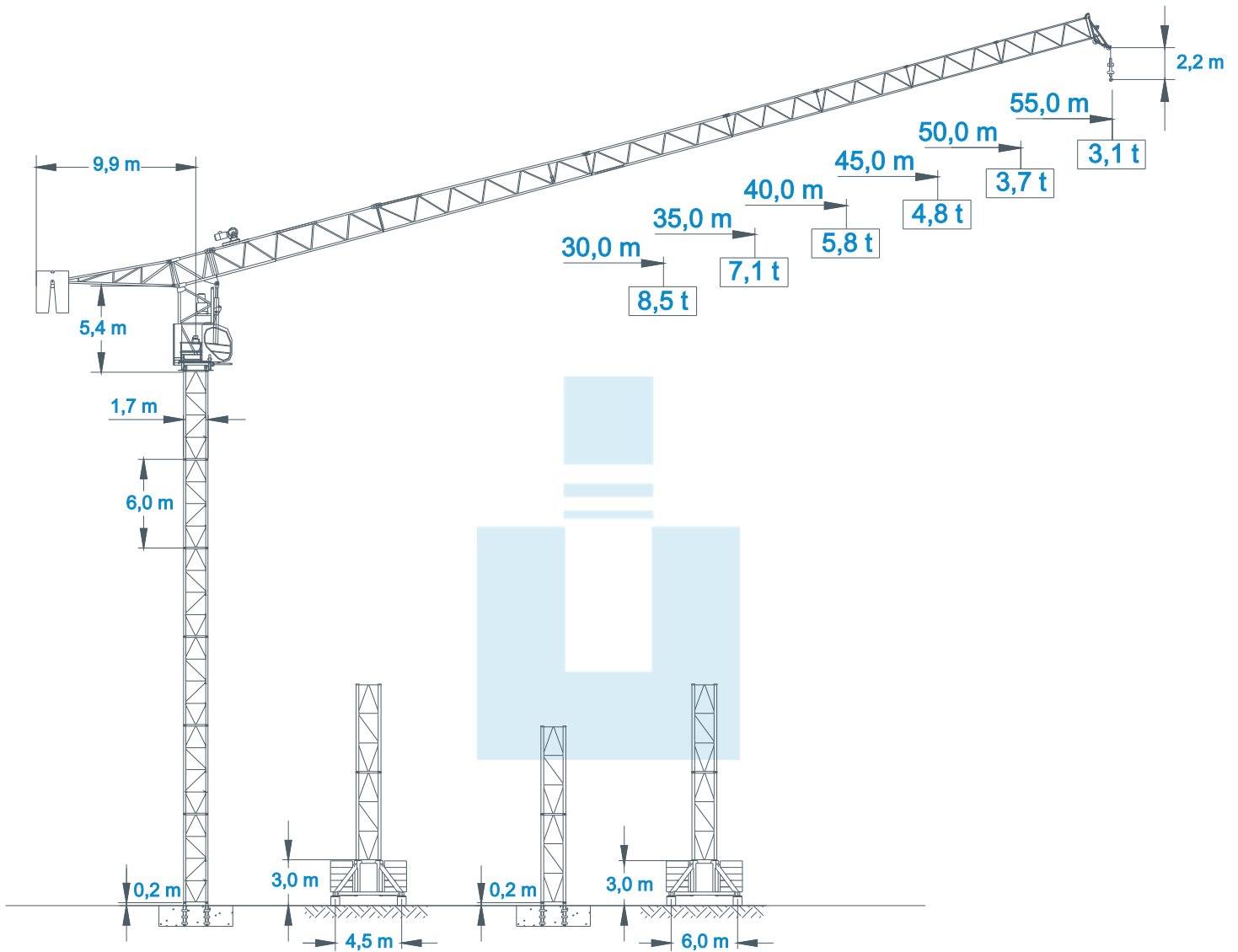


GL5531

GALIGRU

ELEVACIÓN ESTÁTICA

GRUA TORRE «LUFFING FLAT-TOP»



CE

Product specifications and prices are subject to change without notice or obligation. The photographs and/or drawings in this document are for illustrative purposes only. Refer to the appropriate Operator's Manual for instructions on the proper use of this equipment. Failure to follow the appropriate Operator's Manual when using our equipment or to otherwise act irresponsibly may result serious injury or death. The only warranty applicable to our equipment is the standard written warranty applicable to the particular product and sale and Galigrú makes no other warranty, express or implied. Products and services listed may be trademarks, service marks or trade-names of Galigrú and/or its subsidiaries in Portugal and other countries and all rights are reserved.

RAIO & CAPACIDADE | RADIUS & CAPACITY

Lança Jib		max. Carga Load		Alcance da lança Jib reach									
m	Cabo Rope	tm		18	19	20	25	30	35	40	45	50	55
55,0	⊘	5,0	36,0	5,00	5,00	5,00	5,00	5,00	5,00	4,44	3,89	3,46	3,10
	⊘	10,0	-	-	-	-	-	-	-	-	-	-	-
50,0	⊘	5,0	38,2	5,00	5,00	5,00	5,00	5,00	5,00	4,75	4,16	3,70	
	⊘	10,0	-	-	-	-	-	-	-	-	-	-	
45,0	⊘	5,0	43,4	5,00	5,00	5,00	5,00	5,00	5,00	5,00	4,80		
	⊘	10,0	23,0	10,0	10,0	10,0	9,12	7,48	6,32	5,46	4,80		
40,0	⊘	5,0	40,0	5,00	5,00	5,00	5,00	5,00	5,00	5,00			
	⊘	10,0	24,2	10,0	10,0	10,0	9,66	7,93	6,71	5,80			
35,0	⊘	5,0	35,0	5,00	5,00	5,00	5,00	5,00	5,00				
	⊘	10,0	25,5	10,0	10,0	10,0	10,0	8,39	7,10				
30,0	⊘	5,0	30,0	5,00	5,00	5,00	5,00	5,00					
	⊘	10,0	25,8	10,0	10,0	10,0	10,0	8,50					

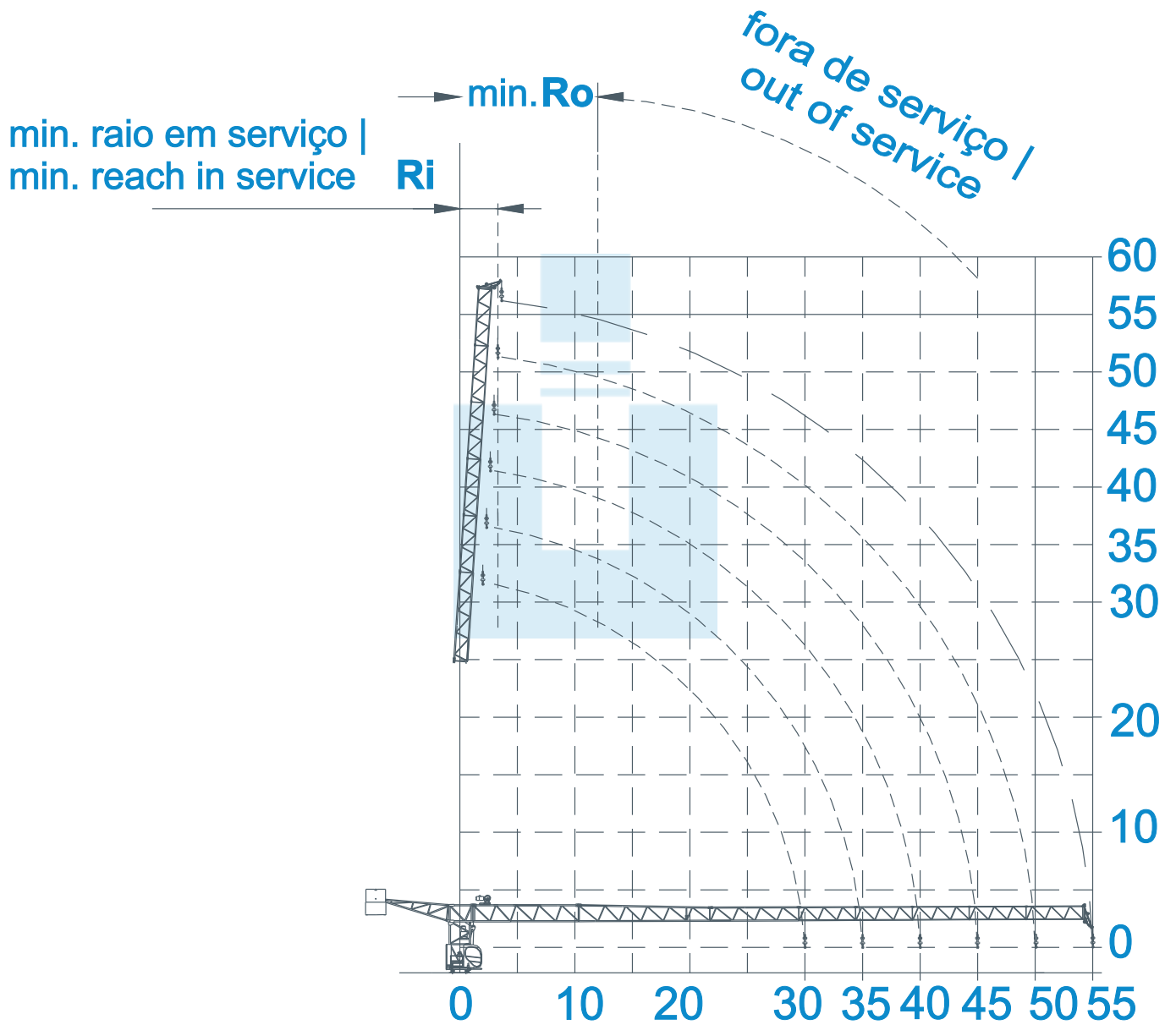
CONTRAPESO | COUNTERWEIGHT

Bloco Block 1	6 x 4,050 t
Bloco Block 2	2 x 2,025 t
Total	28,350 t

TRANSPORTE | TRANSPORT

	Camião Truck	Contentor Container
Topo da grua Top crane	34	
Mastro Tower (2 un.)	1	1
Telescopagem Climbing	1	1
Base Chassis	1	1



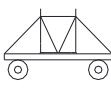
EREÇÃO | ERECTION



MECANISMOS | MECHANISMS

Elevação Hoist 45 kW							
⊕	t	1,2	1,5	2,5	3,5	4,5	5,0
	m/min	122	126	100	82	66	36
⊖	t	2,4	3,0	5,0	7,0	9,0	10,0
	m/min	66	63	50	41	33	18
Capac. tambor drum						360,0 m	

Elevação Hoist 55 kW							
⊕	t	1,2	1,9	2,5	3,5	4,5	5,0
	m/min	158	126	120	94	38	32
⊖	t	2,4	3,8	5,0	7,0	9,0	10,0
	m/min	79	63	60	47	19	16
Capac. tambor drum						600,0 m	

			
Mot.	22,0 kW	2 x 5,5 kW	2 x 5,0 kW
t/v	2,0 min	0,67 rpm	25,0 m/min
Potência necessária Power requirement	Elev. Hoist 45 kW		100 kVA
	Elev. Hoist 55 kW		110 kVA

Tensão Voltage
400V (+6% +10%) 50/60Hz